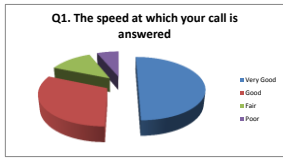
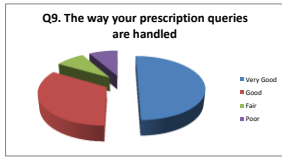


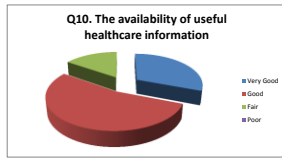
Access Section



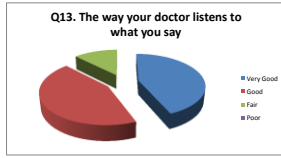
Prescriptions Section



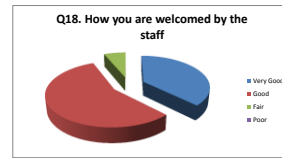
Information Section



Consultation Section



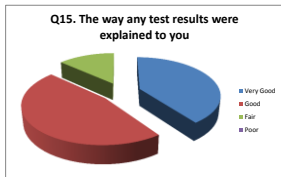
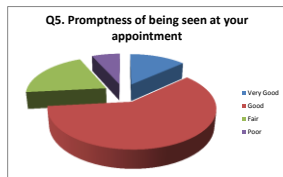
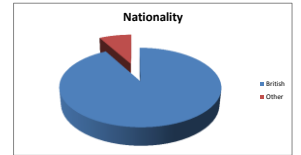
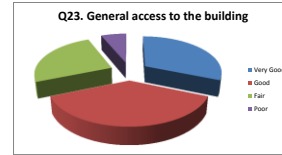
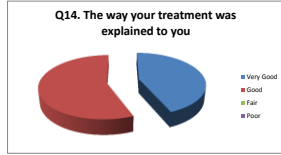
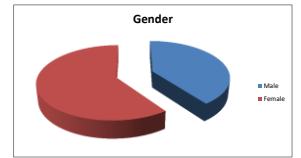
Practice Staff Section



Services Section



Demographics Section



| Age | Youngest | Oldest | Average |
|-----|----------|--------|---------|
|     | 19       | 84     | 52.5    |

| Years With Practice | Shortest | Longest | Average |
|---------------------|----------|---------|---------|
|                     | 0        | 38      | 12      |

